

BAG-IN-BOX PUMPS & SANITIZING



FLOJET PUMPS

	BEVCORE Part Number	Manufacturer Part Number	Description
	1002077	5000515	Flojet gas operated pump(5000--130) with plastic fittings, 1.0 lbs. each 80 PSI Max Pressure, Gas inlet 1/4" Barb, -- Liquid inlet and outlet 3/8" Barb
	1012460	1780DEV	Pump Syrup Gas with fitting Denver Hi Altitude
	1004291	1780	Flojet gas operated pump(5000--140) with brass shutoff and 1/4" S.S. outlet
	1011199	5000158	Flojet gas operated pump with 3/8" Syrup outlet
	1003019	5000502	Flojet Single Pump with Auto Shutoff Valve, 1/4" brass straight CO2 Shutoff, 1/4" SS Outlet 5' Beverage Tubing w/BIB Connector, with Coca-Cola Red Label
	1010811	300175088	Flojet Warranty/Service Gas Pump -- No Fittings
	1001795	5000517	CC 2 Flojet Pump Board w/Tubing and Bag Connector
	1004174	5000503	CC 3 Flojet Pump Board w/Tubing and Bag Connector
	1008431	5000617	2 Flojet Pump Board w/Tubing and QCD
	1002010	5000603	3 Flojet Pump Board w/Tubing and QCD
	1001849	N5000624	3 Flojet Pump Board w/Tubing, QCD's, CO2 manifold and 3/8" Fittings
	1011284	5000222	2 Flojet Pump Board w/Tubing and Rapak Connector
	1011285	5000333	3 Flojet Pump Board w/Tubing and Rapak Connector
	1001878	G551022	Flojet BIB Pump G55 3/8" Syrup Out
	1016127	G581022	Flojet BIB Pump G58 3/8" Juice Out

BAG-IN-BOX PUMPS & SANITIZING

FLOJET®






FLOJET PUMPS (CONT'D)

	BEVCORE Part No.	Manufacture Part Number	Description	Order Multiple
	1001937	300187000	Flojet electric pump (2125--504) with plastic fittings. For syrup, juice and wine 5.0 lbs. each	
	1008084	300186001	1500--031 Transfer valve for Flojet electric pump (2125) 3/8"Barb	
	1010869	300186000	1500--030 Transfer valve for Flojet gas pump (5000) 3/8"Barb	
	1030280	1500-130A	1500-130A Transfer Valve with Swivel Elbow Fittings, Regular - automatic switching @ 16" (+ or - 2") Hg.	
	1030281	1500-031	1500-031 Transfer Valve, High Altitude - automatic switching @ 11" - 14" Hg.	
	1030282	1500-131	1500-131 Transfer Valve with Swivel Elbow Fittings, High Altitude - automatic switching @ 11" - 14" Hg.	
	1006106	300184000	2095--502 Sold--Out switch. Flojet electric solid state 1/4"Barb	
	1008203	20308130	Automatic Shut-Off w/Plastic Fittings	
	1030283	20308131	Automatic Shut-Off w/Plastic Fittings, High Altitude	
	1010085	20590001	3 Pump Mounting Board Spring Bracket	
	1006280	11028508	Bracket, 3 Pump Mounting Board	
	1005899	230054	Bracket, 3 Pump Wall Mounting Board	
	1007270	230053	Bracket, 2 Pump Wall Mounting Board	
	1001932	77053400	Elbow outlet 1/4"Stainless Steel w/ o-ring, Liquid	
	1016079	20608100	Elbow outlet 3/8"Stainless Steel w/ o-ring, Liquid	
	1004128	2050	Gas Shutoff Fitting "T"Flojet (1520-000) 1/4"Barb Brass	
	1030284	01522-000	1/4" Hose Barb, Offset Tee, Brass CO2/Air Inlet with Shutoff Valve (N5000)	
	1001729	2051	Gas Shutoff Fitting "L"Flojet, 1/4"Barbed Fitting (1521-000) 1/4"Barb Brass	
	1030285	01523-000	1523-000, 1/4" Hose Barb,Offset Elbow,Left Hand,Brass CO2/Air Inlet with Shutoff Valve (N5000)	
	1030286	01524-000	1524-000, 1/4" Hose Barb,Offset Elbow,Right Hand,Brass CO2/Air Inlet with Shutoff Valve (N5000)	

BAG-IN-BOX PUMPS & SANITIZING



BIB PUMP FITTINGS

	BEVCORE Part Number	Manufacture Part Number	Description	Order Multiple
	1007871	300185000	1510--000 Flojet brass CO2 shutoff for 5000 pump 1/4I Barb	
	1010845	77053201	Flojet syrup outlet. 1/4" Stainless Steel Liquid w/ o--ring	
	1008598	77053801	Liquid outlet. 3/8" Stainless Steel. w/ o--ring	
	1007569	20325031	Liquid outlet. 3/8" Plastic. w/ o--ring	Order in Multiples of 10
	1002607	99110	O-Ring Flojet Fittings	Order in Multiples of 10

BAG-IN-BOX PUMPS & SANITIZING



SHURflo PUMPS



	BEVCORE Part Number	Manufacture Part Number	Description
	1004289	300144000	Shurflo 94--360--00 Gas Pump, Blue 1/4" . B I B for Post--Mix syrups 1.5 lbs. each
	1008524	9444148	Shurflo Warranty/Service Gas Pump -- No Fittings
	1008672	9436041	Shurflo Gas Pump, 3/8-In/Out, Yellow Tee Check Valve
	1010843	9436038	Shurflo Pump Non Citrus, 3/8-SS Out, Blue
	1004223	9436006	Shurflo Pump Non Citrus, 3/8-SS Out, Black
	1010827	2289	Shurflo gas operated syrup pump for juice concentrate.94--360--05
	1032861	9436050	Shurflo Pump Syr Gas Hi Alt
	1032952	9436051	Shurflo Pump Syr Gas High Alt 3/8 out
	1006316	569200320	Shurflo Pump complete w/gray QCD & 5' BIB tubing
	1031362	9436592	CC 2 Shurflo Pump Board w/Tubing & Bag Connector
	1004248	9436546	CC 3 Shurflo Pump Board w/Tubing & Bag Connector
	1004195	9436602	2 Shurflo Pump Board w/Tubing & QCD
	1010868	9436603	3 Shurflo Pump Board w/Tubing & QCD
	1011451	9406801	SHURFLO® Soldout Switch, 2 1/4" x 2 1/4" x 4 1/4"
	1011283	9437610	Shurflo Single Pump System with Universal Modular Board, 3/8" In and Out, 1/4" Gas Plastic, 5' BIB Tubing with BIB Connector

BAG-IN-BOX PUMPS & SANITIZING

SHURflo PUMPS (Cont'd)

	BEVCORE Part Number	Manufacture Part Number	Description	Order Multiple
	1004042	9436613	3 Pump Board w/Tubing and Rapak Clamp on QCD	
	1041241	9437163	3 Pump Board w/Tubing and Rapak Screw on QCD	
	1010767	300143010	94-350-08 Automatic Bag Selector Valve, gas operated, B I B pump for 2 or more boxes 0.5 lbs. each	
	1007201	300145000	94-068-01 Sold Out Switch For post-mix products. 3/8" Barb Syrup Inlet. 1/4" Barb CO2 Water Inlet.	
	1032515		Shurflo Brkt 3 Pump slide mount	
	1005167	2212300	1 Pump Spring Clip Mounting Board	
	1003720	2210900	2 Pump Spring Clip Mounting Board	
	1004074	2212100	3 Pump Spring Clip Mounting Board	
	1006388	1704	1/4" (2) Barbed tee (yellow) with check valve. For gas pump installations. 94-178-17	
	1001876	9417823	1/4" Barbed Tee, Brass with Check Valve	
	1009772	1707	1/4" Barbed elbow, molded nylon gas fitting. For gas pump CO2 in. 94-178-02	Order in multiples of 10
	1005463	1708	3/8" Barbed elbow, molded nylon Liquid Product Inlet. For gas pump, 94-178-01	Order in multiples of 10
	1004251	77052801	1/4" Barbed elbow .285 Stainless Steel w/o-ring, Liquid	Order in multiples of 10
	1001950	77052901	3/8" Barbed elbow .385 Stainless Steel w/o-ring, Liquid	Order in multiples of 10
	1002725	9417805	1/4" Barbed Plastic Fitting w/o-ring, Liquid	Order in multiples of 10
	1001379	1710	1/4" Barbed elbow with check valve, (yellow molded nylon) for gas pump CO2 in. 94-178-16	Order in multiples of 10
	1008116	9417822	1/4", 90° Barbed Brass Gas Fitting w/Check Valve	Order in multiples of 10

BAG-IN-BOX PUMPS & SANITIZING

	BEVCORE Part Number	Manufacture Part Number	Description
	1038741	216428	Bev Clean™ 3-1 Gal. Cartridges
	1038742	216578	Bev Clean™ 3 Gal. Box
	1040291	219000	Bev Clean™ 55 Gal Drum
	1041399	216700	Bev Clean™ Beer Line First Draft
	1041447	216701	Bev Clean™ – Winter Bev
	1038740	146529	Bev Clean™ Manifold 1 Ct
	1030426	569200387	Sanitizing Adapter Blue (Flush Slider Assembly)
	1041385	146526	Sanitizing Adapter Red