


BEER


Visit BEVCORE.com for new listings!

100

BEER DISPENSING COBRA TOWER AND DRIP TRAY

| | BEVCORE Part Number | Manufacture Part Number | Description | Cup Clearance | Number of Valves | Shipping Weight |
|---|---------------------|-------------------------|--|---------------|------------------|-----------------|
|  | 1037168 | | Cobra Frost Tower, 3 Faucet | 14 in. | 3 | 34 Lbs. |
| | 1037167 | | Cobra Tower Drainer Stainless Steel for (1) 3 Faucet Tower | N/A | 3 | 8 Lbs. |

BEER DISPENSING MUSHROOM TOWERS (MINI & DELUXE) (Knobs not included)

| | BEVCORE Part Number | Manufacture Part Number | Description | Cup Clearance | Number of Valves | Shipping Weight |
|--|---------------------|-------------------------|---|---------------|------------------|-----------------|
|  | 1037557 | 569200351 | Brass Mini Mushroom Tower, 3 Faucet 3" Base | 10 in. | 3 | 20 lbs. |
| | 1037558 | 111644004 | Brass Large 4 Faucet Mushroom Tower, 11.5" Upper diameter | 10.5 in. | 4 | 30 lbs. |
| | 1037559 | 111644005 | Brass Large 5 Faucet Mushroom Tower, 11.5" Upper Diameter | 10.5 in. | 5 | 31 lbs. |
| | 1037560 | 111644006 | Brass Large 6 Faucet Mushroom Tower, 11.5" Upper Diameter | 10.5 in. | 6 | 32 lbs. |

BEER DISPENSING "T" TOWERS (Knobs not included)







| | BEVCORE Part Number | Manufacture Part Number | Description | Cup Clearance | Number of Valves | Shipping Weight |
|---|---------------------|-------------------------|---|---------------|------------------|-----------------|
| | 1037561 | 111792000 | Stainless Steel 3 Faucet Tower, 12" wide, 3" Column | 10.5" | 3 | 18 lbs. |
| | 1037562 | 111793000 | Brass 3 Faucet Tower, 12" wide, 3" Column | 10.5" | 3 | 18 lbs. |
|  | 1037563 | 111794000 | Stainless Steel 4 Faucet, 12" wide, 3" Column | 10.5" | 4 | 18 lbs. |
|  | 1037564 | 111795000 | Brass 4 Faucet Tower, 12" wide, 3" Column | 10.5" | 4 | 18 lbs. |
|  | 1037565 | 111796000 | Stainless Steel 5 Faucet Tower, 15" wide, 3" Column | 10.5" | 5 | 19 lbs. |
| | 1037566 | 111797000 | Brass 5 Faucet Tower, 15" wide, 3" Column | 10.5" | 5 | 19 lbs. |
|  | 1037567 | 111798000 | Stainless Steel 6 Faucet, 19" wide, 3" Column | 10.5" | 6 | 30 lbs. |

BEER

Visit BEVCORE.com for new listings!

| BEER DISPENSING "T" TOWERS (CONT'D) | | | | | | |
|--|----------------------------|--------------------------------|---|----------------------|-------------------------|------------------------|
| | BEVCORE Part Number | Manufacture Part Number | Description | Cup Clearance | Number of Valves | Shipping Weight |
| | 1037568 | 111799000 | Brass 6 Faucet Tower, 19" wide, 3" Column | 10.5" | 6 | 30 lbs. |

BEER DISPENSING DRAFT ARMS (Knobs not included)

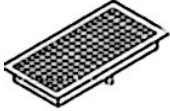
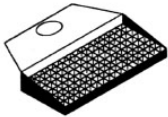
| | BEVCORE Part Number | Manufacture Part Number | Description | Cup Clearance | Number of Valves | Shipping Weight |
|---|----------------------------|--------------------------------|---|----------------------|-------------------------|------------------------|
|  | 1037569 | 111805001 | Chrome Single Faucet Draft Arm, 3" Column | 10.5 In. | 1 | 6 Lbs. |
|  | 1037570 | 111805002 | Brass Single Faucet Draft Arm, 3" Column | 10.5 In. | 1 | 6 Lbs. |
|  | 1016143 | 111649000 | Chrome Double Faucet Draft Arm, 3" Column | 10.5 In. | 2 | 8 Lbs. |
|  | 1037571 | 111650000 | Brass Double Faucet Draft Arm, 3" Column | 10.5 In. | 2 | 8 Lbs. |
|  | 1037572 | 111648000 | Chrome Triple Faucet Draft Arm, 4" Column | 10.5 In. | 3 | 10 Lbs. |
|  | 1037573 | 11647000 | Brass Triple Faucet Draft Arm, 4" Column | 10.5 In. | 3 | 10 Lbs. |

Call for a quote on other towers and related accessories

BEER

Visit BEVCORE.com for new listings!

DRIP TRAYS

| | BEVCORE Part Number | Manufacture Part Number | Description | Shipping Weight |
|--|----------------------------|--------------------------------|---|------------------------|
|  | 1037574 | 111807003 | Surface Mount Stainless Steel with Drain, 14 5/8" L x 5 1/2" W x 3/4" D | 5 Lbs. |
| | 1037575 | 111807004 | Surface Mount Brass with Drain, 14 5/8" L x 5 1/2" W x 3/4" D, can use with mini mushroom tower | 5 Lbs. |
| | 1037576 | 111807007 | Surface Mount Stainless Steel with Drain, 24" L x 5 1/2" W x 3/4" D | 7 Lbs. |
| | 1037577 | 111807008 | Surface Mount Brass with Drain, 24" L x 5 1/2" W x 3/4" D | 7 Lbs. |
| | 1029866 | 111808001 | Recess Mount Stainless Steel with Drain, 14 5/8" L x 5 1/2" W x 3/4" D | 6 Lbs. |
| | 1037578 | 111808002 | Recess Mount Stainless Steel with Drain, 24" L x 5 1/2" W x 3/4" D | 6 Lbs. |
|  | 1001025 | 111651000 | Brass Drip/Beverage Rail Tray for Mini Mushroom Tower, 3 Faucet with Drain, 16.50" W x 8.50" D | 9 Lbs. |
| | 1037735 | | Brass Drip Tray with cutout to fit Large Mushroom Towers with 4,5, and 6 Faucets, 20" L x 10" W | 10 Lbs. |



On-Line Store: www.bevcore.com
 See website for the most current catalogs
 Email: custcare@bevcore.com
 Phone: 866-275-6392
 Fax: 866-329-6392

BEER

Visit BEVCORE.com for new listings!

BEER TUBING

| BEVCORE P/N | Manufacture P/N | Description | Order Multiples | Clamp Size |
|-------------|-----------------|----------------------------|-----------------|------------|
| 1006460 | 113375000 | Tubing Vinyl Clear 375x625 | 300' | 17.0 |
| 1006091 | 113312100 | Tubing Vinyl Clear 312x562 | 100' | 15.7 |
| 1008183 | 113312000 | Tubing Vinyl Clear 312x562 | 500' | 15.7 |
| 1004064 | 113500000 | Tubing Vinyl Clear 500x750 | 200' | 21.0 |

BEER BARRIER TUBING *Manufactured With Synflex® Taste-Rite™*

| BEVCORE Part Number | Description |
|---------------------|-----------------------------------|
| | 5/16" Insulated Bundle |
| 1030450 | Python (6L) 4 3/8 & 2 5/16 Beer |
| 1030463 | Python (8L) 6 3/8 & 2 5/16 Beer |
| 1030465 | Python (10L) 8 3/8 & 2 5/16 Beer |
| 1030467 | Python (12L) 8 3/8 & 4 5/16 Beer |
| 1030469 | Python (14L) 10 3/8 & 4 5/16 Beer |

- All Standard Insulated Bundles can be cut to order from 25' to 250' lengths
- Any bundle over 250' in length will be considered a non-standard and quoted accordingly

CUSTOM TUBING BUNDLE CONFIGURATIONS

If the above standard bundle configurations do not fit your needs, custom tubing bundles are available.

Custom configuration guidelines and options:

- 100 feet minimum order
- All tubes are numbered
- Allow 3-4 weeks for delivery
- Custom printing
- Multiple tube sizes available
- Increments marked on the outer sheath to indicate length

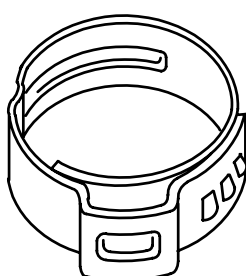
Call for pricing and delivery on custom tubing bundle configurations.

BEER

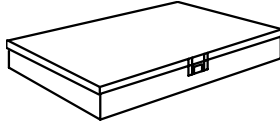
Visit BEVCORE.com for new listings!




OETIKER™ 1-EAR STEPLESS CLAMPS

| | BEVCORE Part No | Manufacture Part No. | Nominal Size | | Clamp Identification | Order Multiple |
|--|-----------------|----------------------|--------------|--------|----------------------|---------------------------|
| | | | Open | Closed | | |
|  | 1011391 | 311933000 | .276 | .228 | 7.0-505R | Order in Multiples of 100 |
| | 1000872 | 309972000 | .315 | .268 | 8.0-505R | Order in Multiples of 100 |
| | 1008396 | 311527000 | .343 | .280 | 8.7-505R | Order in Multiples of 100 |
| | 1005657 | 318858000 | .375 | .311 | 9.5-505R | Order in Multiples of 100 |
| | 1001988 | 309854000 | .413 | .350 | 10.5-505R | Order in Multiples of 100 |
| | 1010707 | 311908000 | .445 | .382 | 11.3-505R | Order in Multiples of 100 |
| | 1005650 | 319679000 | .464 | .397 | 11.8-505R | Order in Multiples of 100 |
| | 1010812 | 312926000 | .490 | .386 | 12.3-706R | Order in Multiples of 100 |
| | 1010597 | 569300000 | .504 | .401 | 12.8-706R | Order in Multiples of 100 |
| | 1004273 | 300200000 | .524 | .425 | 13.3-706R | Order in Multiples of 100 |
| | 1004177 | 300551000 | .551 | .453 | 14.0-706R | Order in Multiples of 100 |
| | 1004207 | 111353000 | .571 | .472 | 14.5-706R | Order in Multiples of 100 |
| | 1010685 | 309853000 | .618 | .520 | 15.7-706R | Order in Multiples of 100 |
| | 1006466 | 309852000 | .669 | .571 | 17.0-706R | Order in Multiples of 100 |
| | 1001191 | 560000221 | .728 | .600 | 18.5-706R | Order in Multiples of 100 |
| | 1001658 | 148994198 | .779 | .654 | 19.8-706R | Order in Multiples of 100 |
| | 1001662 | 319681000 | .826 | .700 | 21.0-706R | Order in Multiples of 100 |
| | 1007728 | 111085000 | .890 | .764 | 22.6-706R | Order in Multiples of 100 |
| | 1002601 | 16701136 | 1.185 | 1.063 | 30.1-706R | Order in Multiples of 100 |
| | 1002368 | 16701203 | 1.303 | 1.181 | 33.1-706R | Order in Multiples of 100 |

OETIKER™ CLAMPING KIT

| | BEVCORE Part Number | Manufacture Part Number | Identification | Qty. |
|---|---------------------|-------------------------|---|--|
|  | 1003973 | 311930006 | Clamping Kit Kit Includes: Parts Box Clamp Pincer 8.7-505R Clamps - Stepless 10.5-505R Clamps - Stepless 11.3-505R Clamps - Stepless 13.3-706R Clamps - Stepless 14.5-706R Clamps - Stepless 17.0-706R Clamps - Stepless | (1) (1) (50) (50) (50) (50) (50) (50) |






OETIKER™ CLAMP PINCER

| | BEVCORE Part Number | Manufacture Part Number | Description |
|---|---------------------|-------------------------|--------------|
|  | 1001970 | 311938000 | Clamp Pincer |





BEER

Visit BEVCORE.com for new listings!

BEER – REGULATORS PRIMARY

| | BEVCORE Part Number | Manufacture Part Number | Description |
|---|----------------------------|--------------------------------|--|
|  | 1001842 | 183469000 | Primary CO ₂ Regulator 60#, No Outlet Fitting |
|  | 1008653 | 283170911 | Primary Dual Gauge CO ₂ Regulator 60#, Includes (1) 3/8" Barb Outlet w/Shut-off and ball Check Valve |
|  | 1003469 | 283171911 | Primary Regulator with Gauge, Primary CO ₂ Regulator, 60#, Includes (1) 3/8" Barb Outlet with Shut-off and Ball Check, No 1800# Gauge |
|  | 1010875 | 183065000 | Primary Regulator Repair Kit, Contains poppet, diaphragm, and miscellaneous gaskets – Cornelius Only |
|  | 1008416 | 11837000 | Regulator Gauge Cage, Fits All Primary Single Pressure CO ₂ Regulators. Helps protect the regulator from damage. |

BEER – REGULATORS SECONDARY



| | BEVCORE Part Number | Manufacture Part Number | Description |
|---|----------------------------|--------------------------------|--|
|  | 1010551 | 283063922 | Secondary CO ₂ Regulator, 60# for (2) Beer Faucets. Includes wall Mounting Brackets, 3/8" Barb Shut-off, Ball Check Valve |
|  | 1005944 | 283064933 | Secondary CO ₂ Regulator, 60# for (3) Beer Faucets. Includes wall Mounting Brackets, 3/8" Barb Shut-off, Ball Check Valve |
|  | 1010763 | 283162911 | Secondary CO ₂ Regulator, 60# for (1) Beer Faucets. Includes wall Mounting Brackets, 3/8" Barb Shut-off, Ball Check Valve |
|  | 1008597 | 183099000 | Secondary Regulator Repair Kit, Contains poppet, diaphragm, and miscellaneous gaskets – Cornelius Only |

Call for a quote on other related regulators and accessories

BEER

Visit BEVCORE.com for new listings!

BEER PUMPS

| | BEVCORE Part Number | Manufacture Part Number | Description |
|---|---------------------|-------------------------|---------------------------------|
|  | 1037174 | | Beer Shurflo Beer Ace II MP-090 |
|  | 1037173 | | Beer Flojet Beer Pump |

GLYCOL PUMP AND ACCESSORIES

| | BEVCORE Part Number | Manufacture Part Number | Description | Shipping Weight |
|---|---------------------|-------------------------|---|-----------------|
|  | 1012670 | 111552088 | Pump and Motor Assembly, 120 Volt 60 Hz, For Recirculating Glycol | 17 Lbs. |
|  | 1001353 | 187483000 | Procon S/S Pump 25 GPH, Pump Only | 2 Lbs |
|  | 1010815 | 315183000 | Pump Motor 1/3 HP, 120V/60 Hz, 1725 RPM, Motor Only | 14 Lbs |
|  | 1008100 | 187483000 | V-Clamp 2 In. Diameter for pump and motor, Clamp Only | 1 Lbs |
|  | 1005824 | 111553000 | 20ft. Glycol Line Assembly | 10 Lbs. |
|  | 1003228 | 312124000 | Draft Arm Turnaround, Glycol – 3/8" | 1 Lbs. |
|  | 1008534 | 111521000 | Propylene Glycol 5 Gallon Container | 46 Lbs. |


BEER

Visit BEVCORE.com for new listings!





BEER COUPLERS

| | BEVCORE Part Number | Manufacture Part Number | Description |
|---|---------------------|-------------------------|--|
|  | 1037172 | | Short Handle Coupler Standard North American Version |
| | 1037171 | | Short Handle Coupler "S" System for European Style |

SHANKS AND PARTS

| | BEVCORE Part Number | Manufacture Part Number | Description |
|--|---------------------|-------------------------|---|
|  | 1037477 | | Shank Assembly, 2" Length, 1/4" Bore, Chromed Brass |
| | 1037478 | | Shank Assembly, 3 1/8" Length, 1/4" Bore, Chromed Brass |
| | 1037479 | | Shank Assembly, 4 1/8" Length, 1/4" Bore, Chromed Brass |
| | 1037481 | | Shank Assembly, 6 1/8" Length 1/4" Bore, Chromed Brass |
| | 1037480 | | Shank Assembly, 8 1/8" Length, 1/4" Bore, Chromed Brass |
| | 1008242 | 111666001 | Beer/Wine Shank Lexan 1" – 1/4" Bore |
| | 1010565 | 111666003 | Beer/Wine Shank Lexan 3" – 1/4" Bore |
| | 1010428 | 111666004 | Beer/Wine Shank Lexan 4" – 1/4" Bore |
| | 1010388 | 111666006 | Beer/Wine Shank Lexan 6" – 1/4" Bore |
| | 1010121 | 111666008 | Beer/Wine Shank Lexan 8" – 1/4" Bore |
| | 1008059 | 111666010 | Beer/Wine Shank Lexan 10" – 1/4" Bore |
| | 1001012 | 110084000 | Coupling Nut Beer Faucet |
| | 1009590 | 151162000 | Sleeve |
| | 1010140 | 110122000 | Flange Nut 29/32, Brass |

BEER DISPENSING FAUCETS & ACCESSORIES

| | BEVCORE Part Number | Manufacture Part Number | Description |
|---|---------------------|-------------------------|--|
|  | 1037512 | | Beer Faucet, Chrome w/Brass Lever |
| | 1037511 | | Beer Faucet, Brass w/Brass Lever |
|  | 1008623 | 211123000 | Beer Faucet Molded with Brass Lever, Not Recommended for Wine Dispensing |
| | 1030641 | | Faucet Lock, Fits Standard Beer Faucets |
|  | 1000294 | 111652000 | Knob, Black, Fits all Cornelius Beer Faucets |
|  | 1006305 | 151721001 | In-Line Beer Compensator, Balances beer flow without downsizing beer lines |

BEER

Visit BEVCORE.com for new listings!



BEER FITTINGS

| | BEVCORE Part Number | Manufacture Part Number | Description |
|---|---------------------|-------------------------|--|
|  | 1037529 | | 3/16" X 3/16" S/S Splicer |
| | 1037534 | | 3/16" x 1/4" S/S Splicer |
| | 1037530 | | 3/16" x 5/16" S/S Splicer |
| | 1037531 | | 3/16" x 3/8" S/S Splicer |
| | 1004278 | 77040200 | 1/4" X 1/4" S/S Splicer |
| | 1037538 | | 1/4" X 5/16" S/S Splicer |
| | 1010901 | 77040700 | 1/4" X 3/8" S/S Splicer |
| | 1037536 | | 5/16" X 5/16" S/S Splicer |
| | 1037537 | | 5/16" X 3/8" S/S Splicer |
| | 1004276 | 77040300 | 3/8" X 3/8" S/S Splicer |
|  | 1037539 | | 3/16" Tailpiece Brass |
| | 1037540 | | 1/4" Tailpiece Brass |
| | 1037542 | | 5/16" Tailpiece Brass |
| | 1037541 | | 3/8" Tailpiece Brass |
| | | | |
|  | 1010903 | 77060100 | 1/4" S/S "T" |
| | 1037543 | | 5/16" S/S "T" |
| | 1006489 | 77060900 | 3/8" S/S "T" |
|  | 1002022 | | 1/4" S/S Cross |
| | 1037526 | | 5/16" S/S Cross |
| | 1004115 | 77062000 | 3/8" S/S Cross |
|  | 1001996 | 77040400 | 1/4" X 1/4" S/S Elbow |
| | 1037527 | | 1/4" X 5/16" S/S Elbow |
| | 1004058 | 77041600 | 1/4" X 3/8" S/S Elbow |
| | 1037528 | | 5/16" X 5/16" S/S Elbow |
| | 1008649 | 77040800 | 3/8" X 3/8" S/S Elbow |
|  | 1008675 | 77900202 | 3/8" S/S U-Bend (3) with 3/8" Barb Stem at U-Center |
|  | 1001936 | 77900200 | 3/8 S/S U-Bend |
|  | 1004123 | 183045000 | Fitting Y 1/4" NPT(F)(2) x 1/4" NPT(M), Brass |
|  | 1004117 | 183321000 | Brass Air Shut Off Assembly, 3/8" Barb x 1/4" NPT(M) with Ball Check |
| | 1005830 | 111055000 | Brass Air Shut Off Assembly, 1/4" Barb x 1/4" NPT(M) with Ball Check |

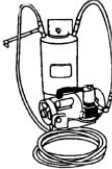







BEER FITTINGS (CONT'D)

BEER

Visit BEVCORE.com for new listings!

| | Manufacture Part Number | Manufacture Part Number | Description |
|---|-------------------------|-------------------------|-------------------------|
|  | 1009903 | 111629000 | Wall Mount Fitting 3/8" |
|  | 1007366 | 111622000 | Beer Wye 3/8" |


BEER DISPENSING INSTALLATION ACCESSORIES

| | BEVCORE Part Number | Manufacture Part Number | Description | Weight / Order Multiple |
|---|---------------------|-------------------------|---|--------------------------|
|  | 1008755 | 111612000 | Air Compressor CO ₂ Blender Kit, Includes: 1003651 Air Compressor, and 1006566 Air Blender Kit | 43 Lbs. |
| | 1003651 | 111418011 | Air Compressor, 1/4 HP 120 Volt 60 Hz | 28 Lbs. |
|  | 1006564 | 111555000 | Accessory Connector Kit, | 23 Lbs. |
| | 1006591 | 111611000 | Beer Line Installation Kit, 1 Per Faucet Required, Includes Tubing and Fittings In Walk In Cooler | 5 Lbs. |
|  | 1001713 | 151689000 | Spanner Wrench | 1 Lb. |
|  | 1005069 | 111834000 | Thermometer 25-125 Degrees Fahrenheit | 1 Lb. |
|  | 1007970 | 140133000 | Hose Clamp – Screw Type Range 11/16" to 1 1/4" | Order in Multiples of 10 |
|  | 1001166 | 342958000 | Hose Clamp – Screw Type Range 7/32" to 5/8" | Order in Multiples of 25 |
|  | 1009931 | 140135000 | Hose Clamp – Screw Type Range 11/16" OD Hose | Order in Multiples of 10 |
| | 1037545 | | Neoprene Washer Black | Order in Multiples of 10 |
|  | 1002971 | 110113000 | Gasket, Beer Nut 13/16" ID x 1/2" ID White | Order in Multiples of 10 |
| | 1037544 | | Coupling Nut, Hex | Order in Multiples of 10 |



On-Line Store: www.bevcore.com
 See website for the most current catalogs
 Email: custcare@bevcore.com
 Phone: 866-275-6392
 Fax: 866-329-6392

BEER **Visit BEVCORE.com for new listings!**
BEER DISPENSING INSTALLATION ACCESSORIES (CONT'D)

| | BEVCORE Part Number | Manufacture Part Number | Description | Weight / Order Multiple |
|---|---------------------|-------------------------|---|-------------------------|
|  | 1006400 | 215531B | Cellarbuoy. Prevents buildup of foam in the beer lines when the keg runs empty. When a new keg is tapped, beer fills the small reservoir in the Cellarbuoy allowing the float to rise. No air is allowed into the beer line causing foam. Add two #1002459 3/8" Inlet and Outlet fittings 4.75" W x 3.375" D x 10.625" H | 2 Lbs. |

Call for a quote on other related accessories