

## SPECIAL EVENT STANDS AND DROP-INS



### ICE COOLED STANDS

	BEVCORE Part Number	Manufacture Part Number	Description
	1012469	165398000	Stainless Steel Stand for a 1522 Drop-In, Includes 6" Stainless Steel Legs, Converts a 1522 into free-standing Unit 17.75" W x 26" D x 36.25" H
	1012407	165398002	Stainless Steel Stand for a 1722 Drop-In, Includes 6" Stainless Steel Legs, Converts a 1722 into free-standing Unit 24" W x 18.75" D x 36.25" H
	1012489	165492000	Stainless Steel Stand for a 2323 Drop-In, Includes 6" Stainless Steel Legs, Converts a 2323 into free-standing Unit 24.75" W x 25" D x 36.25" H
	1012863	165492004	Stainless Steel Stand for a 3023 Drop-In, Includes 6" Stainless Steel Legs, Converts a 3023 into free-standing Unit 23" W x 25" D x 36.25" H
	1016867	163249001	Adaptor Plate, Use with 1522 Stand and Custom 1522 Drop-In, 2 1/2" x 18"
	1000930	163249002	Adaptor Plate, Use with 2323 Stand and Custom 2123 Drop-In, 2 1/2" x 24 7/8"
	1008141	630900581	Leg Set 6" Adjustable 5/8-11 Thread, Thermoplastic
	1001232	164397000	Caster 5" Without Brake 5/8-11
	1010506	165278000	Casters 5" With Brake 5/8-11

## SPECIAL EVENT STANDS AND DROP-INS



### ICE COOLED STANDS

BEVCORE Part Number	Manufacture Part Number	Description
1041426	630001204	Stainless Steel Stand for 1522 Drop-In Includes 6" Stainless Steel Legs, Converts a 1522 into a free-standing unit. (shipped knocked down, some assembly required)
1041427	630001205	Stainless Steel Stand for 2323 Drop-In Includes 6" Stainless Steel Legs, Converts a 2323 into a free-standing unit. (shipped knocked down, some assembly required)
1041428	630001206	Stainless Steel Stand for 3023 Drop-In Includes 6" Stainless Steel Legs, Converts a 3023 into a free-standing unit. (shipped knocked down, some assembly required)
1041429	630001212	Stainless Steel Stand for 1722 Drop-In Includes 6" Stainless Steel Legs, Converts a 1722 into a free-standing unit. (shipped knocked down, some assembly required)



### ICE COOLED STANDS PRE-ASSEMBLED

BEVCORE Part Number	Manufacture Part Number	Description
1041430	630001217	Stainless Steel Stand for 1522 Drop-In Includes 6" Stainless Steel Legs, Converts a 1522 into a free-standing unit. (Same as above, Shipped assembled)
1041431	630001218	Stainless Steel Stand for 2323 Drop-In Includes 6" Stainless Steel Legs, Converts a 2323 into a free-standing unit. (Same as above, Shipped assembled)
1041432	630001219	Stainless Steel Stand for 3023 Drop-In Includes 6" Stainless Steel Legs, Converts a 3023 into a free-standing unit. (Same as above, Shipped assembled)
1041433	630001220	Stainless Steel Stand for 1722 Drop-In Includes 6" Stainless Steel Legs, Converts a 1722 into a free-standing unit. (Same as above, Shipped assembled)

## SPECIAL EVENT STANDS AND DROP-INS



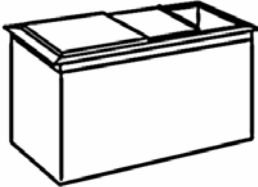





### McCann ICE COOLED STANDS

	BEVCORE Part Number	Manufacture Part Number	Description
	1030597		Stainless Steel stand for 1522 drop-in (Shipped knocked down, some assembly required)
	1030598		Stainless Steel stand for 2323 drop-in (Shipped knocked down, some assembly required)

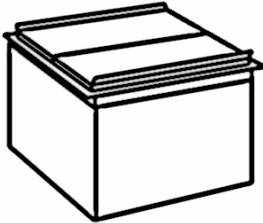




## SPECIAL EVENT STANDS AND DROP-INS



### ICE COOLED

	BEVCORE Part Number	Manufacture Part Number	Description	Ice Bin Capacity	Ship Wt.																
	1011430	164761002	C-1522 Custom Drop-In with Cold Plate w/ Premix <table border="1" style="margin-left: 20px;"> <tr> <td></td> <td>W</td> <td>D</td> <td>H</td> </tr> <tr> <td>Rim</td> <td>17"</td> <td>25"</td> <td></td> </tr> <tr> <td>Bin</td> <td>15"</td> <td>22"</td> <td>14"</td> </tr> <tr> <td>Cut out</td> <td>15 1/4"</td> <td>22 1/4"</td> <td></td> </tr> </table>		W	D	H	Rim	17"	25"		Bin	15"	22"	14"	Cut out	15 1/4"	22 1/4"		65 lbs.	105 lbs
	W	D	H																		
Rim	17"	25"																			
Bin	15"	22"	14"																		
Cut out	15 1/4"	22 1/4"																			
	1011431	162473003	1522 Ice Tainer with Cold Plate w/ Premix <table border="1" style="margin-left: 20px;"> <tr> <td></td> <td>W</td> <td>D</td> <td>H</td> </tr> <tr> <td>Tainer</td> <td>15"</td> <td>22"</td> <td>14"</td> </tr> </table>		W	D	H	Tainer	15"	22"	14"	65 lbs.	105 lbs.								
	W	D	H																		
Tainer	15"	22"	14"																		
	1011432	163328000	1522 Ice Tainer Leg Assembly <table border="1" style="margin-left: 20px;"> <tr> <td></td> <td>W</td> <td>D</td> <td>H</td> </tr> <tr> <td>Legs</td> <td>15"</td> <td>22"</td> <td>19 1/2"</td> </tr> </table>		W	D	H	Legs	15"	22"	19 1/2"		11 lbs.								
	W	D	H																		
Legs	15"	22"	19 1/2"																		
	1010618	162133006	Lid, Top		1.78 lbs																
	1006120	162623006	Lid, Bottom		4.25																
	1010485	1628650201	Strainer Center Drain		0.04																
	1029226	162595032	2036 All Purpose Beverage Chest (Red) <table border="1" style="margin-left: 20px;"> <tr> <td></td> <td>W</td> <td>D</td> <td>H</td> </tr> <tr> <td></td> <td>36"</td> <td>20"</td> <td>34 1/2"</td> </tr> </table>		W	D	H		36"	20"	34 1/2"	150 lbs	70 lbs								
		W	D	H																	
		36"	20"	34 1/2"																	
1029227	162595034	2036 All Purpose Beverage Chest (Blue) <table border="1" style="margin-left: 20px;"> <tr> <td></td> <td>W</td> <td>D</td> <td>H</td> </tr> <tr> <td></td> <td>36"</td> <td>20"</td> <td>34 1/2"</td> </tr> </table>		W	D	H		36"	20"	34 1/2"	150 lbs	70 lbs									
	W	D	H																		
	36"	20"	34 1/2"																		
1010458	165504000	Stainless Steel Lid for Chest			6 lbs.																

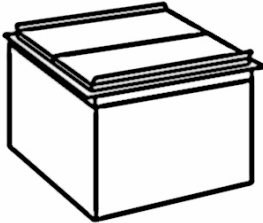
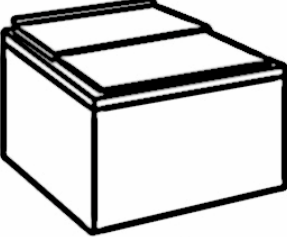
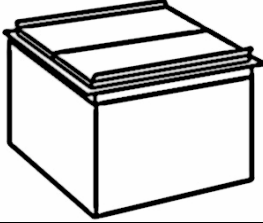
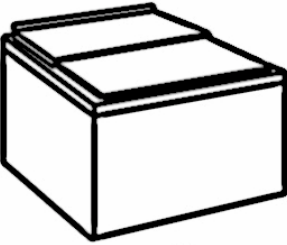

## SPECIAL EVENT STANDS AND DROP-INS

	BEVCORE Part Number	Manufacture Part Number	Description	Ice Bin Capacity	Ship Wt.																
	1011433	162742002	C-2123 with cold plate w/ Premix  <table border="1"> <tr> <td></td> <td>W</td> <td>D</td> <td>H</td> </tr> <tr> <td>Rim</td> <td>25"</td> <td>23"</td> <td></td> </tr> <tr> <td>Bin</td> <td>23"</td> <td>21"</td> <td>14"</td> </tr> <tr> <td>Cut Out</td> <td>23 1/4"</td> <td>21 1/4"</td> <td></td> </tr> </table>		W	D	H	Rim	25"	23"		Bin	23"	21"	14"	Cut Out	23 1/4"	21 1/4"		80 lbs	141 lbs.
	W	D	H																		
Rim	25"	23"																			
Bin	23"	21"	14"																		
Cut Out	23 1/4"	21 1/4"																			
	1011434	162468002	2123 Ice Tainer—with cold plate w/ Premix  <table border="1"> <tr> <td></td> <td>W</td> <td>D</td> <td>H</td> </tr> <tr> <td>Bin</td> <td>23</td> <td>21</td> <td>14"</td> </tr> </table>		W	D	H	Bin	23	21	14"	80 lbs.	103 lbs.								
	W	D	H																		
Bin	23	21	14"																		
	1011435	163329000	2123 Ice Tainer Legs  <table border="1"> <tr> <td></td> <td>W</td> <td>D</td> <td>H</td> </tr> <tr> <td>Legs</td> <td>23</td> <td>21</td> <td>19 1/2"</td> </tr> </table>		W	D	H	Legs	23	21	19 1/2"		13 lbs.								
	W	D	H																		
Legs	23	21	19 1/2"																		
	1006212	162133007	Lid, Top 2323		2.15																
	1001774	162623007	Lid, Bottom 2323		2.23																
	1010485	162865020	Strainer Center Drain																		

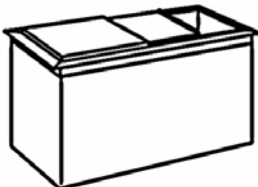

## SPECIAL EVENT STANDS AND DROP-INS



### ICE COOLED

	BEVCORE Part Number	Manufacture Part Number	Description	Ice Bin Capacity	Ship Wt.																
	1037882	DI 2123-9	2123 Custom Drop-In with 9 Prod. Cold Plate Post Mix  <table border="1"> <tr> <td></td> <td>W</td> <td>D</td> <td>H</td> </tr> <tr> <td>Rim</td> <td>24 3/4"</td> <td>22 3/4"</td> <td></td> </tr> <tr> <td>Bin</td> <td>23"</td> <td>21"</td> <td>14 1/4"</td> </tr> <tr> <td>Cut out</td> <td>23 1/4"</td> <td>21 1/4"</td> <td></td> </tr> </table>		W	D	H	Rim	24 3/4"	22 3/4"		Bin	23"	21"	14 1/4"	Cut out	23 1/4"	21 1/4"		80 lbs.	
	W	D	H																		
Rim	24 3/4"	22 3/4"																			
Bin	23"	21"	14 1/4"																		
Cut out	23 1/4"	21 1/4"																			
	137883	FS 2123-9	2123 Free Standing w/9 Prod. Cold plate Post Mix  <table border="1"> <tr> <td></td> <td>W</td> <td>D</td> <td>H</td> </tr> <tr> <td>Bin</td> <td>23"</td> <td>21"</td> <td>14 1/4"</td> </tr> </table>		W	D	H	Bin	23"	21"	14 1/4"	80 lbs.									
	W	D	H																		
Bin	23"	21"	14 1/4"																		
	1037884	DI 2123-9-100	2123 Free Standing w/9 Prod. Cold Plate Post Mix  <table border="1"> <tr> <td></td> <td>W</td> <td>D</td> <td>H</td> </tr> <tr> <td>Rim</td> <td>24 3/4"</td> <td>22 3/4"</td> <td></td> </tr> <tr> <td>Bin</td> <td>23"</td> <td>21"</td> <td>18 1/4"</td> </tr> <tr> <td>Cut out</td> <td>23 1/4"</td> <td>21 1/4"</td> <td></td> </tr> </table>		W	D	H	Rim	24 3/4"	22 3/4"		Bin	23"	21"	18 1/4"	Cut out	23 1/4"	21 1/4"		100 lbs	
	W	D	H																		
Rim	24 3/4"	22 3/4"																			
Bin	23"	21"	18 1/4"																		
Cut out	23 1/4"	21 1/4"																			
	1037886	FS2123-9-100	2123 Free Standing w/9 Prod. Cold Plate Post Mix  <table border="1"> <tr> <td></td> <td>W</td> <td>D</td> <td>H</td> </tr> <tr> <td>Legs</td> <td>23"</td> <td>21"</td> <td>18 1/4"</td> </tr> </table>		W	D	H	Legs	23"	21"	18 1/4"	100 lbs.									
	W	D	H																		
Legs	23"	21"	18 1/4"																		
	1037893	LS 2123	2123 Leg Set  <table border="1"> <tr> <td></td> <td>W</td> <td>D</td> <td>H</td> </tr> <tr> <td>Legs</td> <td>23"</td> <td>21"</td> <td>19 1/4"</td> </tr> </table>		W	D	H	Legs	23"	21"	19 1/4"										
	W	D	H																		
Legs	23"	21"	19 1/4"																		

## SPECIAL EVENT STANDS AND DROP-INS

	1037879	DI1522-8	1522 Drop-in with 8 Prod. Cold Plate Post Mix <table border="1" style="margin-left: auto; margin-right: auto;"> <thead> <tr> <th></th> <th>W</th> <th>D</th> <th>H</th> </tr> </thead> <tbody> <tr> <td>Rim</td> <td>16 7/8"</td> <td>23 7/8"</td> <td></td> </tr> <tr> <td>Bin</td> <td>15"</td> <td>22"</td> <td>14 1/4"</td> </tr> <tr> <td>Cut out</td> <td>15 1/4"</td> <td>22 1/4"</td> <td></td> </tr> </tbody> </table>		W	D	H	Rim	16 7/8"	23 7/8"		Bin	15"	22"	14 1/4"	Cut out	15 1/4"	22 1/4"		60 lbs	
	W	D	H																		
Rim	16 7/8"	23 7/8"																			
Bin	15"	22"	14 1/4"																		
Cut out	15 1/4"	22 1/4"																			
	1037880	FS 1522-8	1522 Free Standing w/8 Prod. Cold Plate Post Mix <table border="1" style="margin-left: auto; margin-right: auto;"> <thead> <tr> <th></th> <th>W</th> <th>D</th> <th>H</th> </tr> </thead> <tbody> <tr> <td>Tainer</td> <td>15"</td> <td>22"</td> <td>14 1/4"</td> </tr> </tbody> </table>		W	D	H	Tainer	15"	22"	14 1/4"	60 lbs.									
	W	D	H																		
Tainer	15"	22"	14 1/4"																		
	1037881	LS 1522	1522 Leg Set <table border="1" style="margin-left: auto; margin-right: auto;"> <thead> <tr> <th></th> <th>W</th> <th>D</th> <th>H</th> </tr> </thead> <tbody> <tr> <td>Legs</td> <td>15"</td> <td>22"</td> <td>19 1/4"</td> </tr> </tbody> </table>		W	D	H	Legs	15"	22"	19 1/4"										
	W	D	H																		
Legs	15"	22"	19 1/4"																		
	1037877	CS 1522	1522 Conversion Stand <table border="1" style="margin-left: auto; margin-right: auto;"> <thead> <tr> <th></th> <th>W</th> <th>D</th> <th>H</th> </tr> </thead> <tbody> <tr> <td></td> <td>17"</td> <td>25"</td> <td>36"</td> </tr> </tbody> </table>		W	D	H		17"	25"	36"										
	W	D	H																		
	17"	25"	36"																		
	1037878	CB 2123	1522 Conversion Stand <table border="1" style="margin-left: auto; margin-right: auto;"> <thead> <tr> <th></th> <th>W</th> <th>D</th> <th>H</th> </tr> </thead> <tbody> <tr> <td></td> <td>25"</td> <td>25"</td> <td>36"</td> </tr> </tbody> </table>		W	D	H		25"	25"	36"										
	W	D	H																		
	25"	25"	36"																		